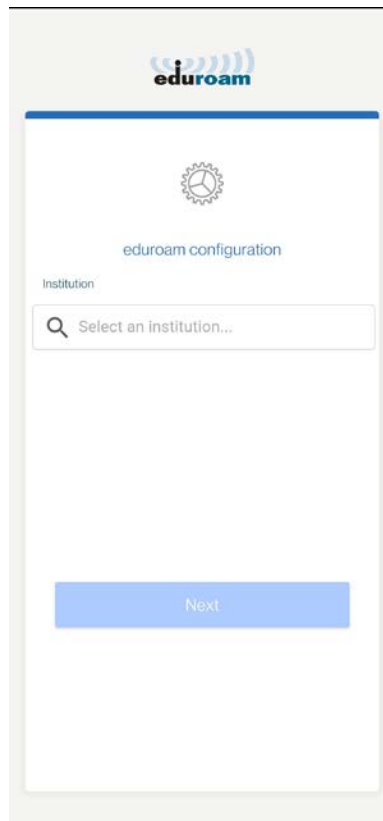




Android 

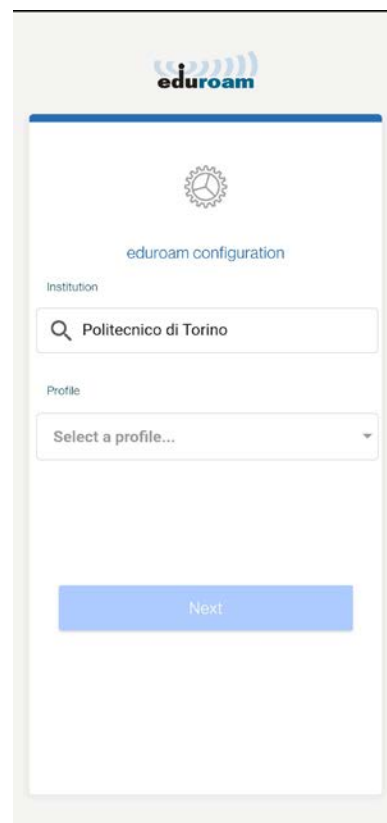
How to connect to "polito" & "eduroam" network

1. Install, from Google Play or from the following URLs
<https://www.geteduroam.app/>
<https://cat.eduroam.org/> ,
the "geteduroam" application and run it.



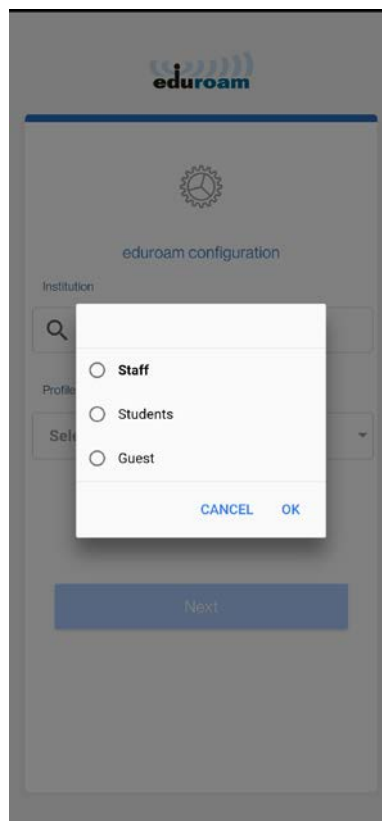


2. Select "Politecnico di Torino" from the list.





3. Select your user profile.



Per assistenza



[0110905050](tel:0110905050)



<mailto:5050@polito.it>



4. Enter your username and password according to wifi [access policy](#).

eduroam

Politecnico di Torino

Username

nome.cognome@polito.it

Password

.....

*Note: If the connection fails, please check your password

CONNECT TO NETWORK

Need help? [Click here for support](#)

